

Student Tip:

Join a Live Collaborate Ultra Session

The Blackboard Collaborate Ultra tool allows for real-time, virtual meetings with an instructor, a student group, or your entire class. Like Zoom, Skype, or other videoconferencing tools, you may share video, audio, your computer screen, a whiteboard, polls, or chat. Anyone in the course can join the course room for a session with anyone else.

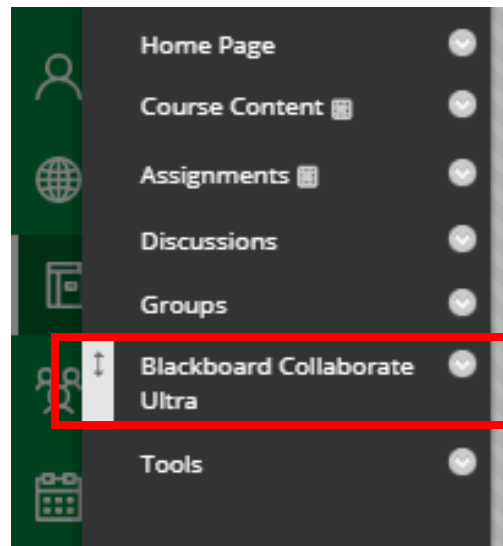
Purpose and Applications

Use a Blackboard Collaborate Ultra Session to:

- Communicate effectively in synchronous (real-time) virtual meetings with the whole class, small groups, or individuals.
- Facilitate faculty to student and peer-to-peer communication.

How to Join a Live Collaborate Session

- Go to your Blackboard course. Click on the **Blackboard Collaborate Ultra** tool in your course menu. Or click on a guest link provided to you for events or other non-class meetings.



- Note: You may access your Blackboard course through the Blackboard App or through the Web site. You may log in to Blackboard Collaborate through a computer, ipad or notebook, or smartphone. Google Chrome is the preferred browser if you are joining through a Web browser.

- In your Blackboard Course Room, find and click on the session you are ready to join. Only active sessions will be in black. You'll see the time and date for each session in case there are multiple options.

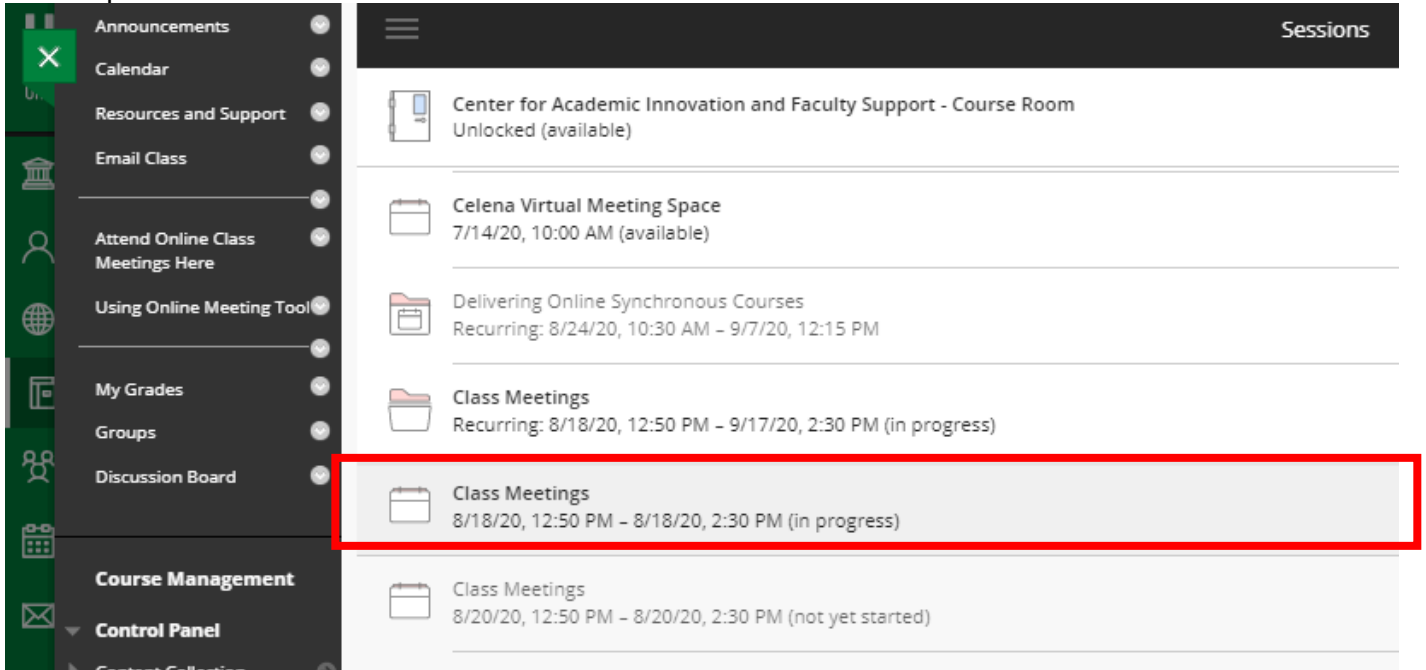


Figure 3 Blackboard Collaborate Course Room

- Click the **Join Session** button. If you are joining your class through a Guest Link because you are having trouble logging in to your course, please enter your full name, so your instructor can add you to the attendance list for the day.

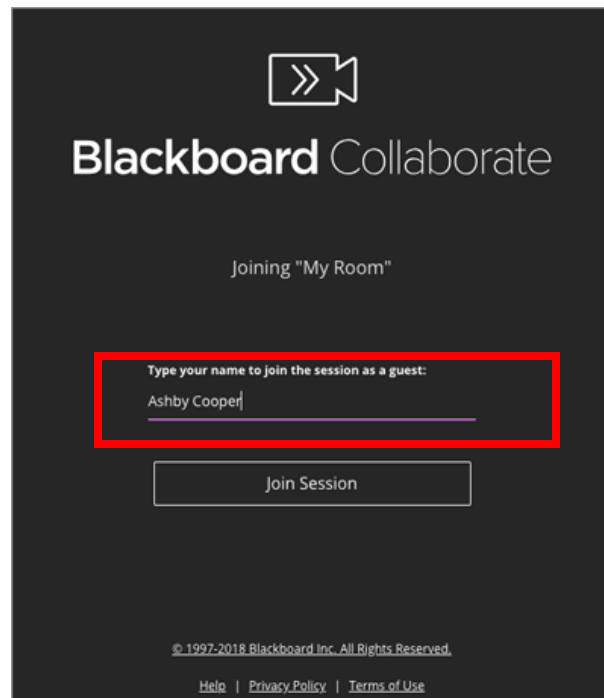


Figure 2 Join Session as a Guest

- You will be prompted to set up your microphone and video camera the first time you log in. [Troubleshoot Audio and Video Issues](#). NOTE: Google Chrome is the preferred browser. For help accessing your classes, contact helpdesk@uscupstate.edu or 864.503.5257.

- Open the Chat Feature, settings gear, and other features by clicking the purple tab with white arrows in the lower-right corner.

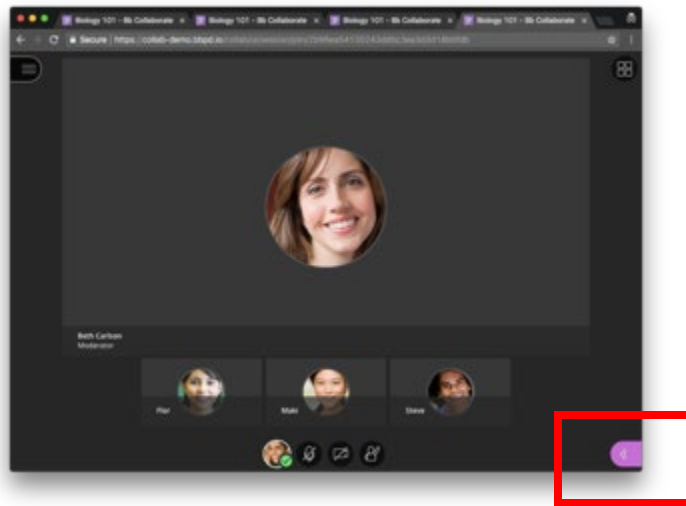


Figure 4 Inside a Blackboard Collaborate Session

- Learn more about your online meeting space.

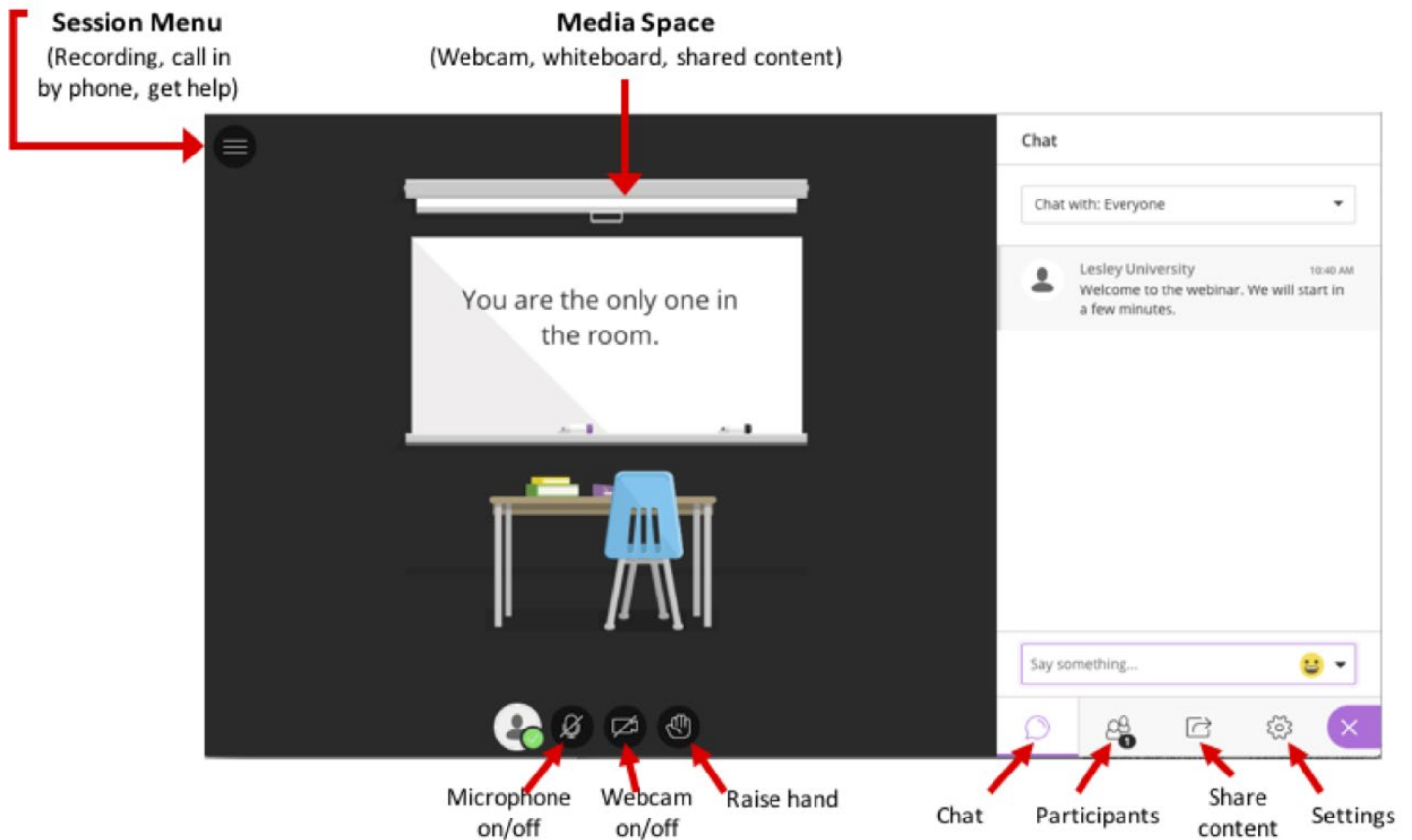


Figure 5 Blackboard Collaborate Session Space

For help accessing your classes, contact helpdesk@uscupstate.edu or 864.503.5257.

Additional Resources

- [Getting Started in Blackboard Collaborate Ultra as a Participant](#)
- Find more resources for using Blackboard Collaborate on the [Online Student Resources](#) page