

# Student Tip:

## View Feedback on Assignments

The [Blackboard](#) Learning Management System (LMS) allows you to view a range of feedback from your instructors to guide your learning in your courses.

### Purpose and Applications

Access Blackboard Grades to see feedback to support your learning and growth.

### How to Access Feedback on Assignments

- Log in to Blackboard through <http://blackboard.uscupstate.edu> or the Blackboard App. You may log in to Blackboard Collaborate through a computer, ipad or notebook, or smartphone. Google Chrome is the preferred browser if you are joining through a Web browser.
- Click on **Grades** (See Fig. 1). NOTE: You may also have a My Grades or Grades button within your individual courses to allow for quick access while you work on your course.
- Scroll through your courses to see new grades, and click on the assignment you wish to view (Fig. 2). The assignment will take you directly to your course Grade Center

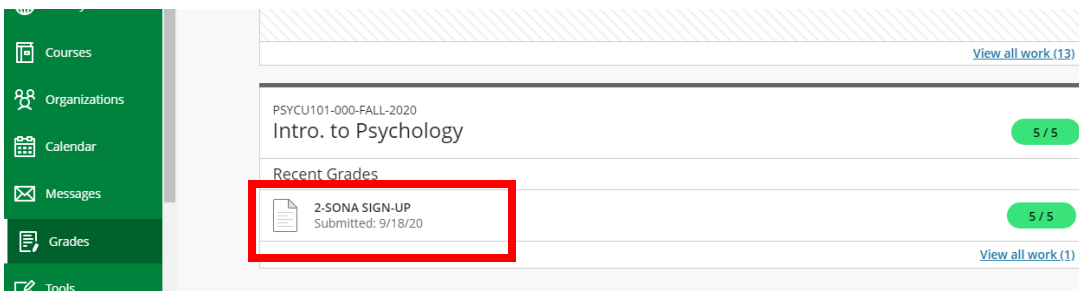


Figure 2 Grades Page in Blackboard, Showing Individual Course Grades




Figure 1 Blackboard Menu

- Your Course Grade Center will show you your grade, which may appear as a score, a percentage, a letter, or even just complete (checkmark). Click the **Talk Bubble Icon** next to your grade to view feedback from your instructor.

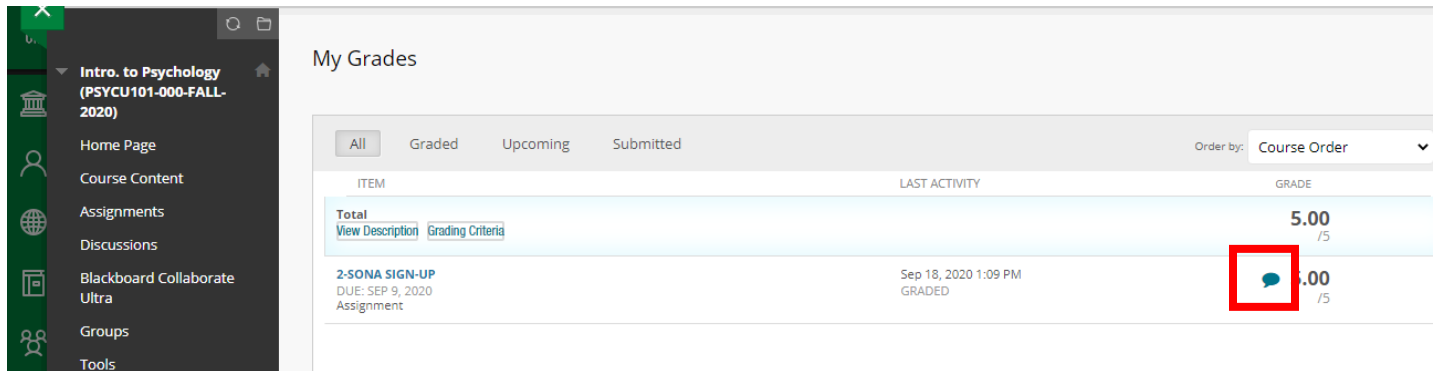


Figure 3 My Grades Display in an Individual Course

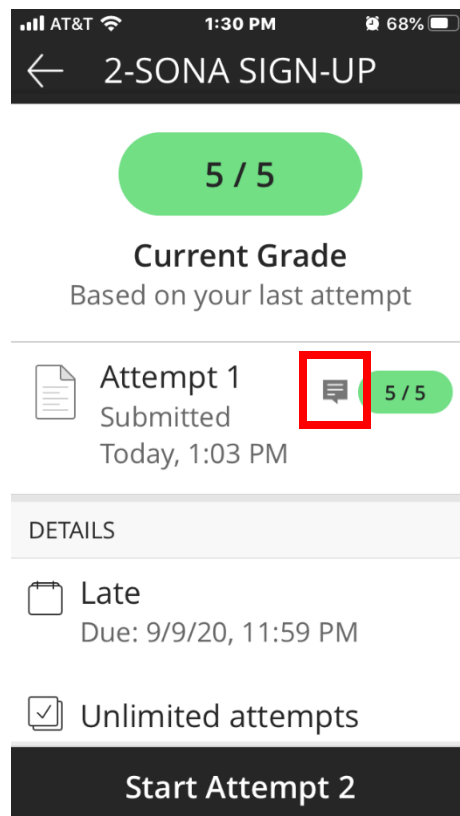


Figure 4 Individual Grade Display in the Blackboard App

For help with Blackboard in your classes, contact the Help Desk at 864.503.5257 or email [helpdesk@uscupstate.edu](mailto:helpdesk@uscupstate.edu).

- Read the written comments your instructor has provided, and also click links to resources, attachments, and/or video or audio feedback.
- Here, the instructor attached a file with comments, so **click the text in blue** to download the comments file.

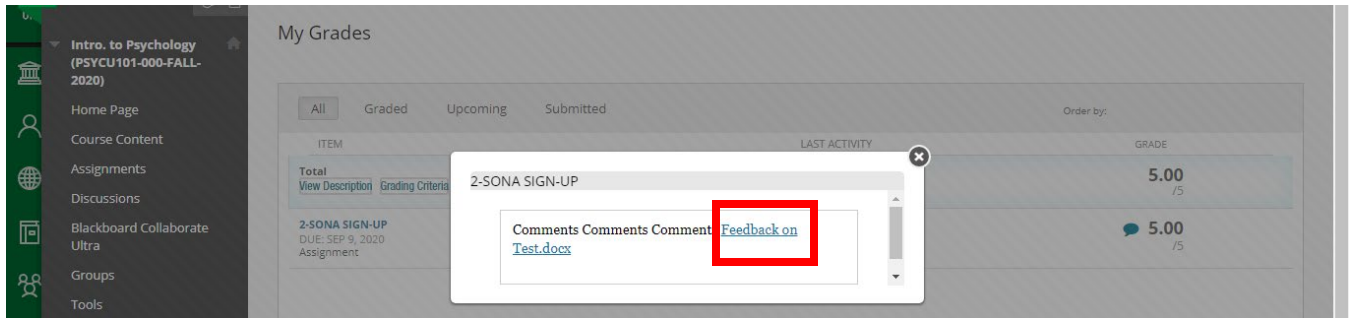
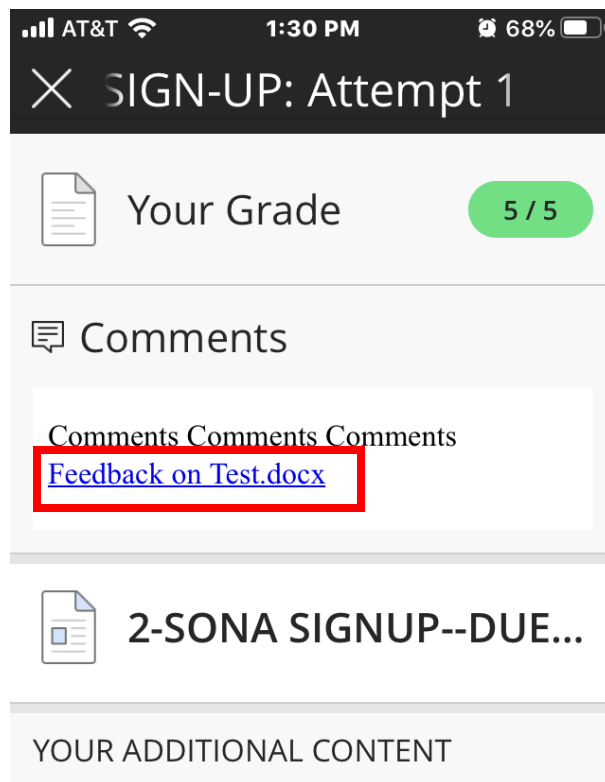


Figure 5 Feedback in a Web Browser



<p>Write Submission. Write write write.</p>

Figure 6 Feedback in Blackboard App

For help with Blackboard in your classes, contact the Help Desk at 864.503.5257 or email [helpdesk@uscupstate.edu](mailto:helpdesk@uscupstate.edu).

- On a computer, the download will appear in the downloads area for your browser at the bottom of the screen.

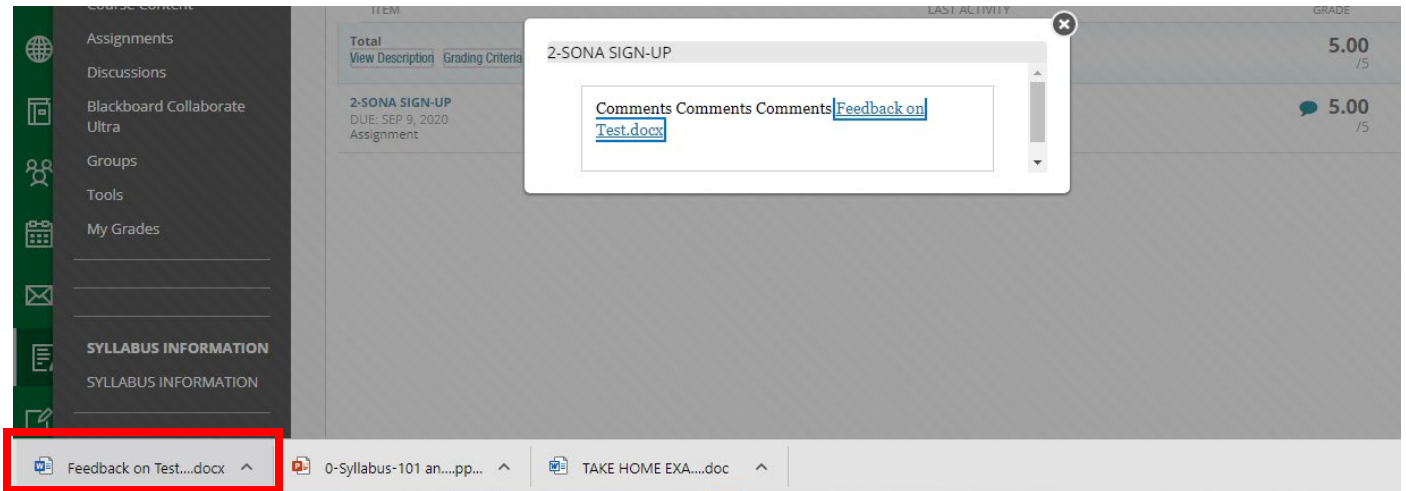
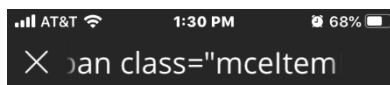


Figure 7 Attachment Download in a Web Browser

- Open the file to view. NOTE: Typically, instructors use attachments to upload comments on your file using Track Changes in Microsoft Word. These are best viewed on a computer through the desktop application, not through a browser window.
- In the Blackboard App, the file will open as a new screen. You may need to open the file on a computer to view complete comments or notes made using Track Changes.



Feedback on Test



Figure 8 Feedback Attachment Open in Blackboard App

For help with Blackboard in your classes, contact the Help Desk at 864.503.5257 or email [helpdesk@uscupstate.edu](mailto:helpdesk@uscupstate.edu).

- Be sure to review all feedback from your instructor and reach out through office hours or via phone or email if you have questions about how to incorporate suggestions from the feedback to improve on future assignments.

### **Additional Resources**

- [Checking Grades in Blackboard Ultra](#)
- [Understanding the My Grades Page](#)
- [What do Grade Icons Mean?](#)
- Remember, your grades reflect how you are doing on submitted work. If you have not submitted a required assignment, and your instructor has not yet entered a 0 for that assignment, your overall grade may not be telling you the whole story. **Be sure to check your [Activity Stream](#) to see if you have assignments that are past due.**